

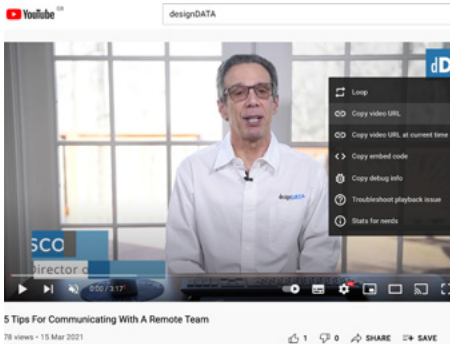
How to: Integrate a Video Into Microsoft Teams

One of the best aspects of Microsoft Teams is that you can easily integrate common technologies into the platform. One of our favorite integrations is the ability to make YouTube videos accessible for you and your teammates.

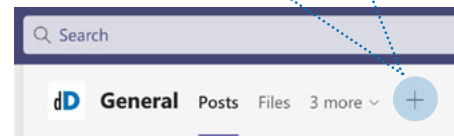

This integration is simple to implement, only taking four quick steps:

01

Go to the YouTube video you want to embed into Teams and click the **share** button. Then, click on **copy** to copy the link to your clipboard.



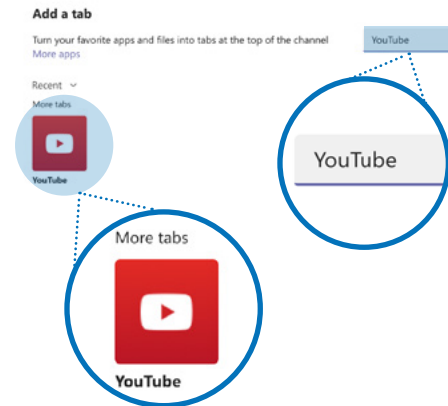
02



In Teams, select the + button on the top right of the channel toolbar where you want the video to live. This will bring up the **add a tab** screen.

03

In the search bar, type **YouTube**, and you will see the YouTube icon appear. Select **add** to add YouTube to your Teams channel.



04

Last step: paste the URL of the YouTube video you copied in step one and hit **enter**. When you see the video preview appear, select it and click **save**.



https://youtu.be/hA_mb1rs1cM

Et voilà,
you should now see the
YouTube video as a new tab in
your Teams channel.

Talk with a designDATA Microsoft Expert

Microsoft Teams is an invaluable collaboration and productivity-enhancing tool for organizations of every size. If you're curious about other fantastic features of this power tool, speak with one of our Microsoft experts today.

Talk With a Microsoft Expert

designDATA
IT Made Simple, Modern, Secure.

1425 K Street NW, Suite 500, Washington, DC 20005
T: 301-921-6696
E: consult@designdata.com